



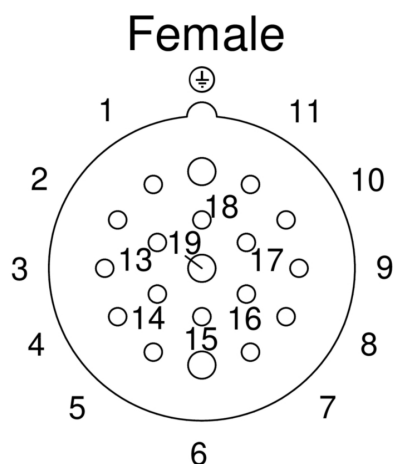
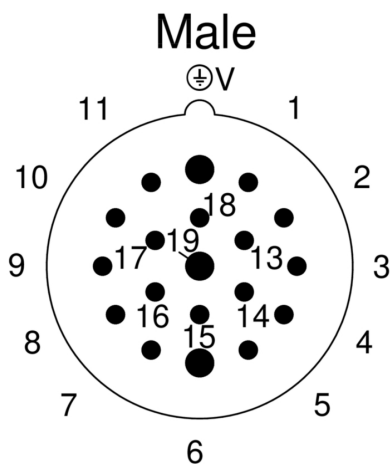
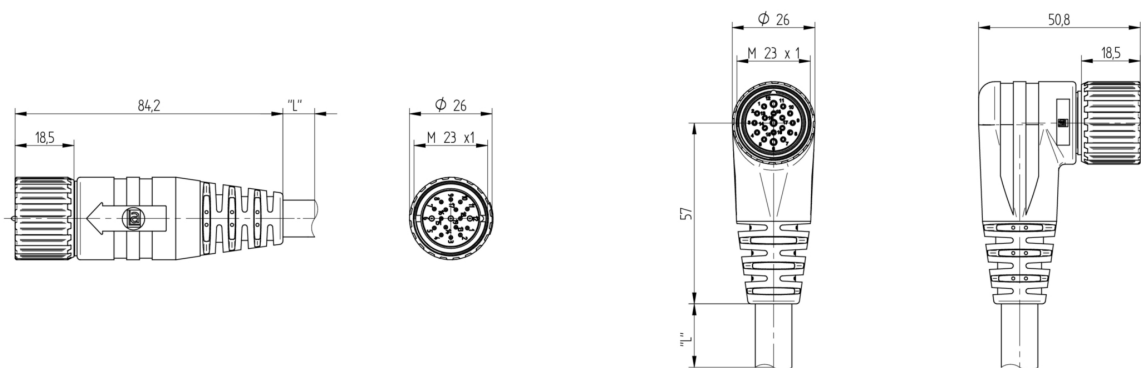
Product: [RSU 19-RKWU 19-S4740](#)

M23 Power Double-Ended Cordset: Male straight to female angled, 19-pin, yellow body, 120 V AC/DC, 16x8 A + 3x10 A; TPE yellow cable, 16x0.5 mm² + 3x1.0 mm²

Product Description

M23 Power Double-Ended Cordset: Male straight to female angled, 19-pin, yellow body, 120 V AC/DC, 16x8 A + 3x10 A; TPE yellow cable, 16x0.5 mm² + 3x1.0 mm²

Technical Drawing



Technical Specifications

Face View Side 1

Pin 1	Pin 2	Pin 3	Pin 4	Pin 5	Pin 6	Pin 7	Pin 8	Pin 9	Pin 10	Pin 11	Pin 12	Pin 13	Pin 14	Pin 15	Pin 16	Pin 17	Pin 18	Pin 19
violet	red	grey	red-blue	green	blue	grey-pink	white-green	white-yellow	white-grey	black	green-yellow	yellow-brown	brown-green	white	yellow	pink	grey-brown	brown

Face View Side 2

Pin 1	Pin 2	Pin 3	Pin 4	Pin 5	Pin 6	Pin 7	Pin 8	Pin 9	Pin 10	Pin 11	Pin 12	Pin 13	Pin 14	Pin 15	Pin 16	Pin 17	Pin 18	Pin 19
-------	-------	-------	-------	-------	-------	-------	-------	-------	--------	--------	--------	--------	--------	--------	--------	--------	--------	--------

violet	red	grey	red-blue	green	blue	grey-pink	white-green	white-yellow	white-grey	black	green-yellow	yellow-brown	brown-green	white	yellow	pink	grey-brown	brown
--------	-----	------	----------	-------	------	-----------	-------------	--------------	------------	-------	--------------	--------------	-------------	-------	--------	------	------------	-------

Product Description

Product Family:	Power Connector
Brand:	Lumberg Automation
Connector Type:	Cordset, double ended
Shielding:	Unshielded
Rated Voltage:	125 V
Rated Impulse Voltage:	1.5 kV
Operating Voltage:	120 V AC/DC
Rated Current*:	16 x 8 A (pin-Ø 1 mm), 3 x 10 A (contact-Ø 1.5 mm)

Technical Data Side 1

Product Sub Family:	M23 Power
Type of Contact / Gender:	male
Connector Design:	straight
Attachment Type:	Coupling Nut
Number of Pins:	19
Insulation Resistance:	> 10 ⁹ Ohm
Mating Cycles:	≤ 100
Ambient Temperature (Operation)*:	-25°C to +80°C
Protection Degree / IP Rating**:	IP67
Pollution Degree:	3 acc. to DIN EN 60664-1 (VDE 0110-1)
Clearance / Creepage Distance:	acc. to DIN EN 60664-1 (VDE 0110-1)
Overvoltage Category:	II acc. to DIN EN 60664-1 (VDE 0110-1)
Contact Base Material:	CuZn
Contact Plating:	Cu/Au
Contact Bearer Material:	PBT
Contact Bearer Color:	white
Flammability Class (Contact Bearer):	UL 94 V0
Molded Body Material:	TPU
Molded Body Color:	yellow
Flammability Class (Molded Body):	UL 94-HB
Attachment Material:	CuZn, nickel-plated
O-Ring Material:	NBR
Note:	Do not connect / disconnect under load.

Cable Data

Cable Number:	S4740
Conductor Size:	16x0.5mm² + 3x1.0 mm²
Number of Wires:	19
Minimal Bending Radius (Fixed Inst):	> 5 x D
Minimal Bending Radius (Flexible Inst):	> 10 x D
Conductor material:	Cu
Cable Jacket Material:	TPE
Cable Jacket Color:	yellow
Cable Diameter D:	Ø 11.60 ±0.30 mm
Wire Insulation Material:	PP
Insulated Wire Diameter:	16x Ø1.45 mm + 3x Ø1.95 mm
Ambient Temperature (Fixed Installation):	-25°C to +80°C
Ambient Temperature (Flex Installation):	-5°C to +80°C
UL Cable Type:	AWM: 20841

Technical Data Side 2

Product Sub Family, Side 2:	M23 Power
Type of Contact / Gender, Side 2:	female
Connector Design, Side 2:	angled

Attachment Type, Side 2:	Coupling Nut
Number of Pins, Side 2:	19
Insulation Resistance, Side 2:	> 10^9 Ohm
Mating Cycles, Side 2:	≤ 100
Ambient Temperature (Operation), Side 2*:	-25°C to +80°C
Protection Degree / IP Rating, Side 2**:	IP67
Pollution Degree, Side 2:	3 acc. to DIN EN 60664-1 (VDE 0110-1)
Clearance / Creepage Distance, Side 2:	acc. to DIN EN 60664-1 (VDE 0110-1)
Overvoltage Category, Side 2:	II acc. to DIN EN 60664-1 (VDE 0110-1)
Contact Base Material, Side 2:	16 x CuSn/3 x CuZn
Contact Plating, Side 2:	Cu/Au
Contact Bearer Material, Side 2:	PA 66
Contact Bearer Color, Side 2:	black
Flammability Class (Contact Bearer), Side 2:	UL 94-HB
Molded Body Material, Side 2:	TPU
Molded Body Color, Side 2:	yellow
Flammability Class (Molded Body), Side 2:	UL 94-HB
Attachment Material, Side 2:	CuZn, nickel-plated
O-Ring Material, Side 2:	FKM
Note, Side 2:	Do not connect / disconnect under load.

Safety & Environmental Compliance

RoHS Compliant:	yes
-----------------	-----

Notes

Protection Degree / IP Rating Note:	** only if mounted and locked in combination with Hirschmann / Lumberg Automation connector.
Note Derating:	* Notice derating
Particularities:	When the connector is unlocked and in risk of pollution the connector has to be covered with a protective cap ≥ IP54.

Variants

Item #	Item Description	Cable Length
6290	RSU 19-RKWU 19-S4740/0,5 M	0.5 m
6291	RSU 19-RKWU 19-S4740/1 M	1 m
6292	RSU 19-RKWU 19-S4740/2 M	2 m
6293	RSU 19-RKWU 19-S4740/3 M	3 m
6294	RSU 19-RKWU 19-S4740/4 M	4 m
2345	RSU 19-RKWU 19-S4740/5 M	5 m
6295	RSU 19-RKWU 19-S4740/6 M	6 m
6296	RSU 19-RKWU 19-S4740/7 M	7 m
6297	RSU 19-RKWU 19-S4740/8 M	8 m
6298	RSU 19-RKWU 19-S4740/9 M	9 m
2346	RSU 19-RKWU 19-S4740/10 M	10 m
14685	RSU 19-RKWU 19-S4740/12 M	12 m
6299	RSU 19-RKWU 19-S4740/15 M	15 m
6300	RSU 19-RKWU 19-S4740/20 M	20 m
6301	RSU 19-RKWU 19-S4740/25 M	25 m

© 2024 Belden, Inc
All Rights Reserved.

Although Belden makes every reasonable effort to ensure their accuracy at the time of this publication, information and specifications described here in are subject to error or omission and to change without notice, and the listing of such information and specifications does not ensure product availability.

Belden provides the information and specifications herein on an "ASIS" basis, with no representations or warranties, whether express, statutory or implied. In no event will Belden be liable for any damages (including consequential, indirect, incidental, special, punitive, or exemplary damages) whatsoever, even if Belden has been advised of the possibility of such damages, whether in an action under contract, negligence or any other theory, arising out of or in connection with the use, or inability to use, the information or specifications described herein.

All sales of Belden products are subject to Belden's standard terms and conditions of sale.

Belden believes this product to be in compliance with all applicable environmental programs as listed in the data sheet. The information provided is correct to the best of Belden's knowledge, information and belief at the date of its publication. This information is designed only as a general guide for the safe handling, storage, and any other operation of the product itself or the one that it becomes a part of. The Product Disclosure is not to be considered a warranty or quality specification. Regulatory information is for guidance purposes only. Product users are responsible for determining the applicability of legislation and regulations based on their individual usage of the product.